

Construction

Close-coupled self-priming centrifugal pumps with built-in strainer.

Inner basket with Ø 3 mm holes.

NMP: version with pump casing and lantern bracket in cast iron.

B-NMP: version with pump casing and lantern bracket in bronze (the pumps are supplied fully painted).

Applications

For water circulation in swimming pool filtration systems.
For clean or slightly dirty water with solids in suspension.

Operating conditions

Liquid temperature up to 60° C.

Ambient temperature up to 40° C.

Total suction lift up to 7 m.

Maximum permissible working pressure up to 6 bar.

Continuous duty.

Motor

2-pole induction motor, 50 Hz (n ≈ 2900 rpm).

NMP: three-phase 230/400 V ± 10% up to 3 kW;
400/690 V ± 10% from 4 to 11 kW;

NMPM: single-phase 230 V ± 10%, with thermal protector.

Insulation class F.

Protection IP 54.

Classification scheme IE2 for three-phase motors from 0,75 kW.

Constructed in accordance with: EN 60034-1; EN 60034-30.
EN 60335-1, EN 60335-2-41.

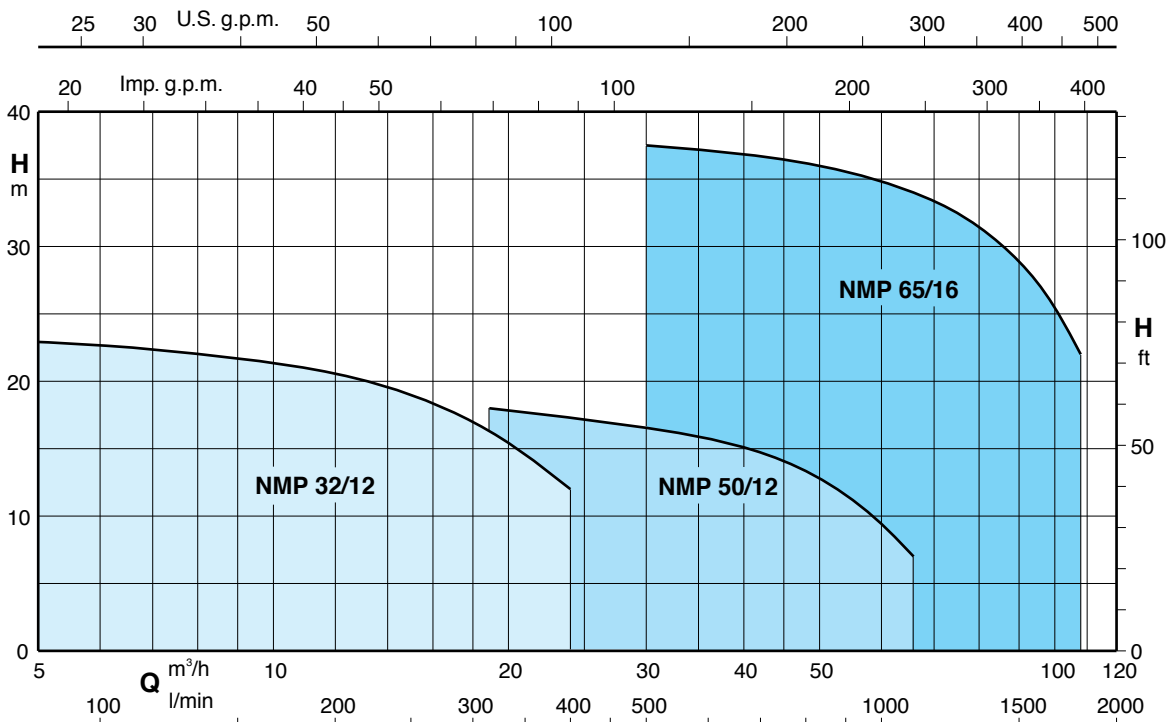
Materials

Components	NMP	B-NMP
Pump casing	Cast iron	Bronze
Lantern bracket	GJL 200 EN 1561	G-Cu Sn 10 EN 1982
Impeller	Cast iron	Bronze
	GJL 200 EN 1561	G-Cu Sn 10 EN 1982
	Brass P- Cu Zn 40 Pb 2 UNI 5705 for NMP 32/12	
Shaft	Chrome-nickel steel	Cr-Ni-Mo steel
	1.4305 EN 10088 (AISI 303)	1.4401 EN 10088 (AISI 316)
Strainer cover	Cast iron	Bronze
	GJL 200 EN 1561	G-Cu Sn 10 EN 1982
Strainer	Chrome-nickel steel 1.4301 EN 10088 (AISI 304)	
Mechanical seal	Carbon - Ceramic - FPM	

Special features on request

- Other voltages.
- Frequency 60 Hz (as per 60 Hz data sheet).
- Protection IP 55.
- Special mechanical seal
- Higher liquid or ambient temperatures.

Coverage chart n ≈ 2900 rpm



Performance $n \approx 2900$ rpm

3 ~	230V 400V		1 ~	230V P ₁		P ₂		Q m ³ /h l/min	H m																		
	A	A		A	kW	kW	HP		6,6	9,6	10,8	12	13,2	15	18,9	21	24	30	42	48	54	60	66	75	84	96	108
B-NMP 32/12FE	3,3	1,9	B-NMPM 32/12FE	4,5	0,8	0,55	0,75	110	130	120	110	100	90														
B-NMP 32/12DE	3,3	1,9		B-NMPM 32/12DE	5,8	1,3	0,75	1	120	110	100	90	80														
B-NMP 32/12AE	4,7	2,7	B-NMPM 32/12AE		7,4	1,85	1,1	1,5	130	120	110	100	90	80													
B-NMP 32/12SE	7,5	4,3		B-NMPM 32/12SE	9,2	2	1,5	2	140	130	120	110	100	90	80												
B-NMP 50/12HE	4,7	2,7	B-NMPM 50/12HE		7,4	1,85	1,1	1,5	150	140	130	120	110	100	90	80											
B-NMP 50/12GE	7,5	4,3		B-NMPM 50/12GE	9,2	2	1,5	2	160	150	140	130	120	110	100	90	80										
B-NMP 50/12F/A	9,15	5,3					2,2	3	170	160	150	140	130	120	110	100	90	80									
B-NMP 50/12D/A	11,5	6,6				3	4	180	170	160	150	140	130	120	110	100	90	80									
B-NMP 65/16F/A		9,6				4	5,5	190	180	170	160	150	140	130	120	110	100	90	80								
B-NMP 65/16E/A		10,8				5,5	7,5	200	190	180	170	160	150	140	130	120	110	100	90	80							
B-NMP 65/16D/A		14,3				7,5	10	210	200	190	180	170	160	150	140	130	120	110	100	90	80						
B-NMP 65/16C/A		18,5				9,2	12,5	220	210	200	190	180	170	160	150	140	130	120	110	100	90	80					
B-NMP 65/16A/A		21,5				11	15	230	220	210	200	190	180	170	160	150	140	130	120	110	100	90	80				

P₁: Maximum power input.

B-NMP = Bronze construction.

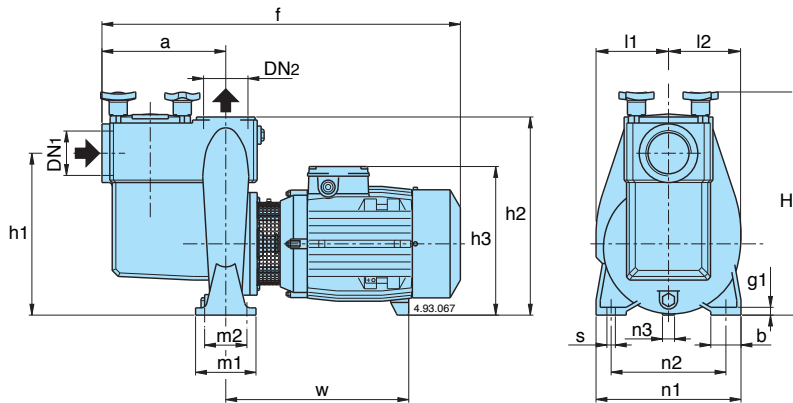
* Maximum suction lift 2-3 m.

P₂: Rated motor power output.

H Total head in m.

Tolerances according to UNI EN ISO 9906:2012

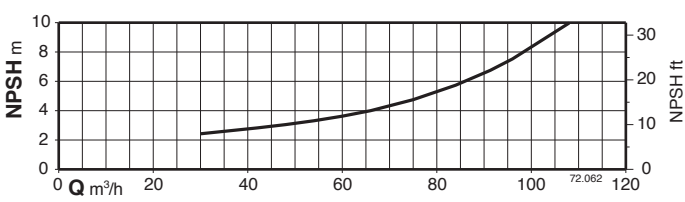
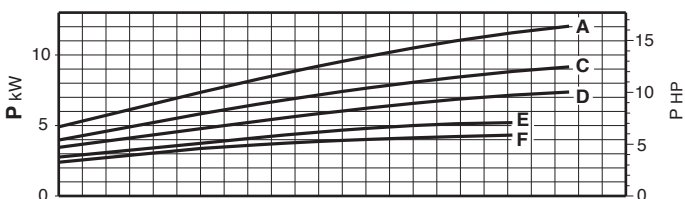
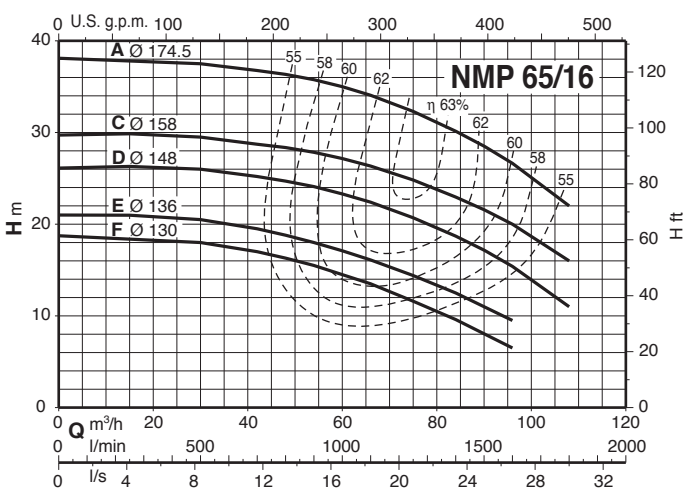
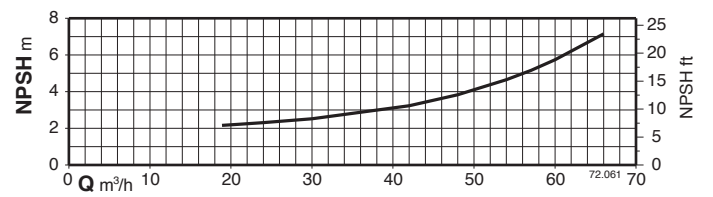
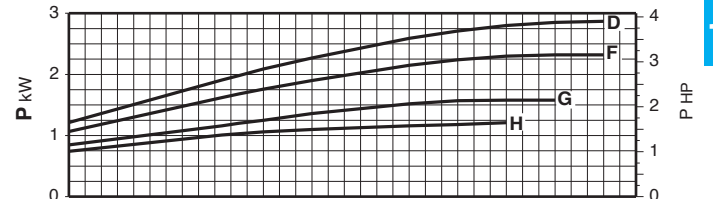
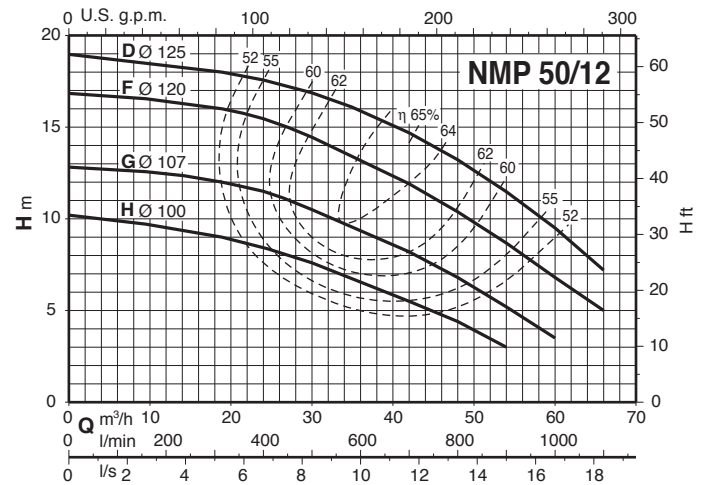
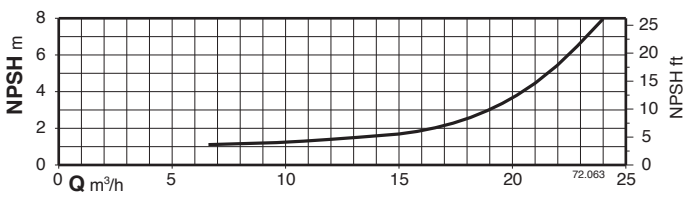
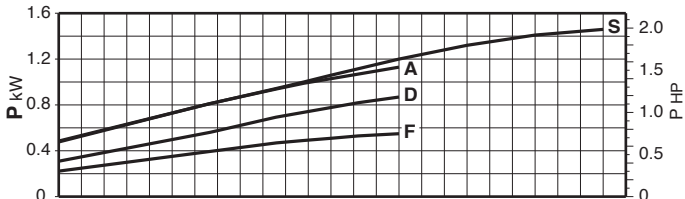
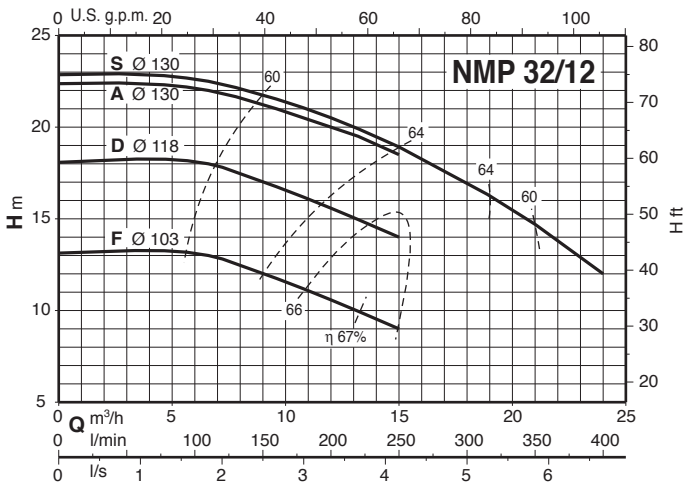
Dimensions and weights



TYPE	DN ₁	DN ₂	mm																			
			ISO 228	a	f	h ₁	h ₂	h ₃	H	m ₁	m ₂	n ₁	n ₂	n ₃	b	s	l	l ₁	l ₂	w	g ₁	
B-NMP 32/12AE-DE-FE B-NMP 32/12SE	G 2	G 2	195	510	230	280	228	320	100	70	190	140	30	50	14	-	106	99	220	12		
B-NMP 50/12GE-HE B-NMP 50/12F/A B-NMP 50/12D/A	G 2 1/2	G 2 1/2	205	540 580 602	262	322	240	360	100	70	240	190	37 37 20	50	14	-	120	117	234 274	12		
B-NMP 65/16F/A B-NMP 65/16D/A-E/A B-NMP 65/16A/A-C/A	G 3	G 3	320	717 748 858	360	440	298	470	125	95	280	212	60 49 43	65	14	-	165	164	298 319 408	15		

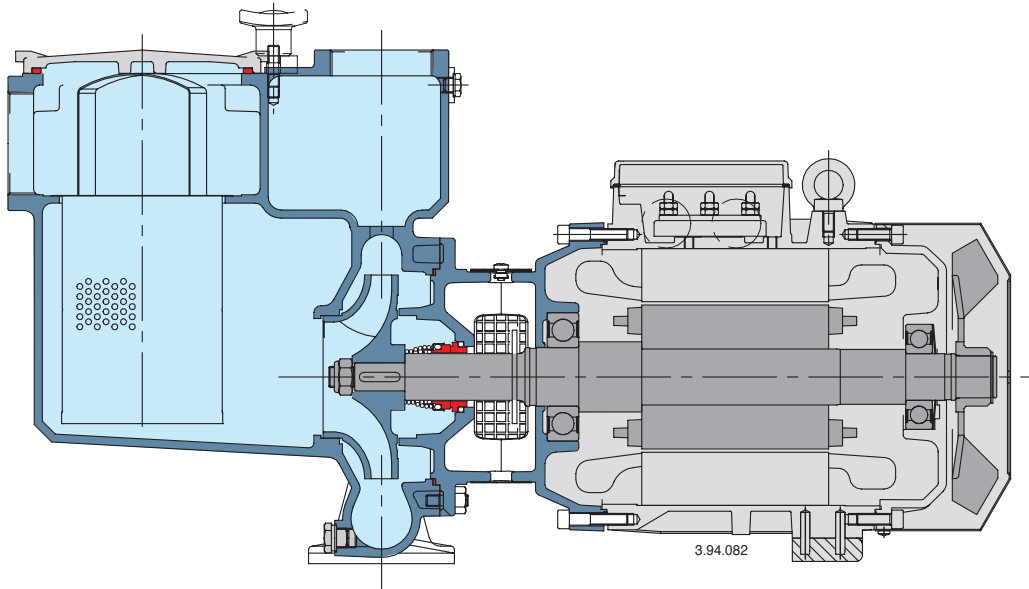
TYPE	NMP kg	B-NMP kg
B-NMP 32/12FE	30	32
B-NMP 32/12DE	30	32
B-NMP 32/12AE	31	33
B-NMP 32/12SE	33	35
B-NMP 50/12HE	37	39
B-NMP 50/12GE	38,5	40
B-NMP 50/12F/A	41,5	44,5
B-NMP 50/12D/A	50,5	54,5
B-NMP 65/16F/A	79	89,5
B-NMP 65/16E/A	92	102
B-NMP 65/16D/A	97,5	107,5
B-NMP 65/16C/A	121	130
B-NMP 65/16A/A	127	137

Characteristic curves $n \approx 2900$ rpm



15

Features



Flexible

The option to choose between cast iron and bronze materials for the hydraulic parts in contact with the pumped liquid allows NMP series pumps to be selected for use with different types of liquids.

Stainless steel filter

A large capacity Stainless steel filter is fitted which is easy to remove for inspection and cleaning.

Exclusive design

An innovative, patented guard prevents contact with rotating parts, providing protection to the end user whilst allowing for inspection of the mechanical seal.

Reliable

The bearing and shaft are designed to ensure the reduction of the stress, providing high reliability under all operating conditions.